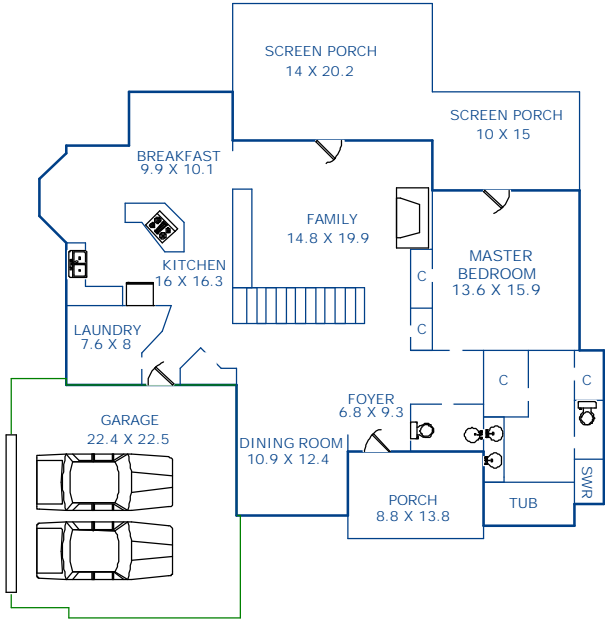
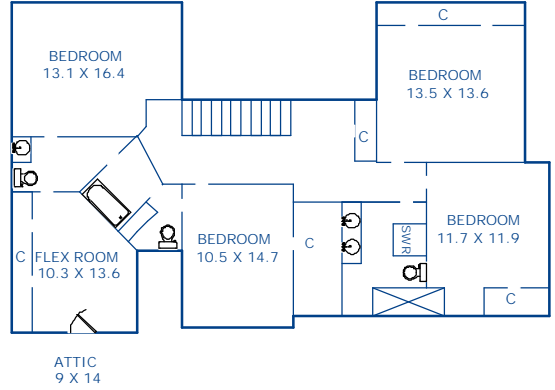


FLOORPLAN SKETCH

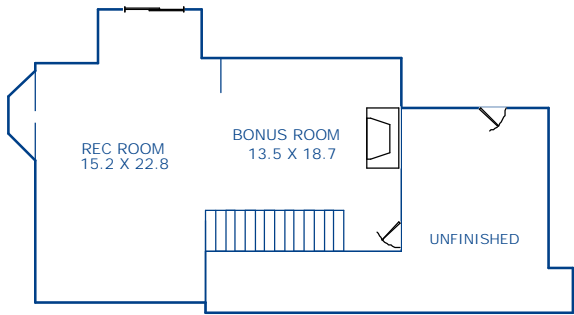
Borrower:	File No.: 192695
Property Address: 1002 CAMDEN LANE	Case No.:
City: CHAPEL HILL	State: NC
Lender: DESIREE WHITE/ REMAX ONE	Zip: 27516



APPROXIMATE DIMENSIONS
DRAWING NOT TO SCALE



ATTIC
9 X 14



TOTAL FINISHED ABOVE AND BELOW GRADE
4100 SQ FT

FINISHED BASEMENT
884 SQ FT

THIS MEASUREMENT IS COPYRIGHTED TO MCNAMARA & COMPANY AND THE CLIENTS LISTED IN THE HEADER OF THIS SKETCH NO ONE ELSE MAY USE

Sketch by Apex Sketch v5 Standard™

Comments:

AREA CALCULATIONS SUMMARY			
Code	Description	Net Size	Net Totals
GLA1	First Floor	1704.95	1704.95
GLA2	Second Floor	1510.59	1510.59
BSMT	Basement	1333.99	1333.99
GAR	Garage	542.58	542.58
OTH	UNFINISHED BASEMENT	449.74	
	FINISHED BASEMENT	884.25	1333.99
Net LIVABLE Area		(rounded)	3216

LIVING AREA BREAKDOWN			
Breakdown			Subtotals
First Floor			
	3.5 x	54.6	191.10
	13.7 x	52.1	713.77
	2.2 x	9.2	20.24
	5.3 x	12.2	64.66
	6.5 x	11.3	73.45
	6.8 x	37.3	253.64
	2.6 x	54.8	142.48
	0.5 x	2.7	3.65
	0.5 x	2.7	3.65
	1.1 x	39.8	43.78
	3.4 x	37.1	126.14
	0.5 x	30.8	15.40
	5.0 x	10.6	53.00
Second Floor			
	9.9 x	15.0	148.50
	54.6 x	9.0	491.40
	9.9 x	17.3	171.27
	6.4 x	52.1	333.44
	1.2 x	11.3	13.56
	6.6 x	37.3	246.18
	8.3 x	12.8	106.24
20 Items		(rounded)	3216